


Decoupling Drupal and the integration with Gatsby

- Gautam Das



- Working at Genero as a Drupal Developer
- Drupaler for the last 6 years
- Backend tasks for multiple clients and projects.
- Acquia certified Drupal 7 and Drupal 8 developer

Agenda

1. What is decoupled Drupal.
2. Gatsby (React based static site generator)
3. Integrating Drupal with Gatsby



Decoupling Drupal

Decoupling is often a means to enable creating content once and displaying on multiple platforms.

Drupal is used only as a content management system without the presentation layer.

There are no templates and themes, there is only content and admin UI.

Drupal exposes the API for other applications to consume.



Gatsby

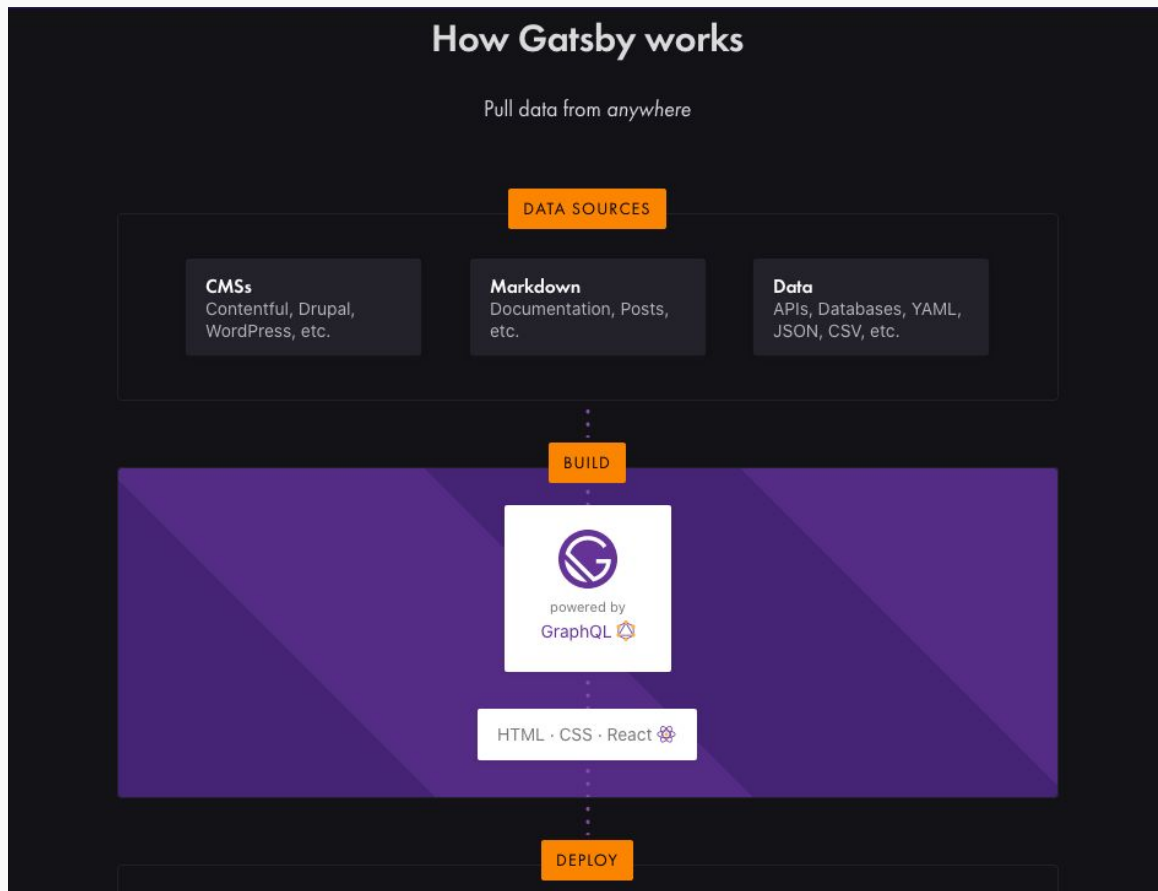
What's Gatsby

Gatsby is a React-based, GraphQL powered, static site generator.

You code and develop your site, Gatsby transforms it into a directory with a single HTML file and your static assets.

Gatsby collects data from wherever it may be: Markdown, JSON, CMS, third party APIs, anywhere!

The second reason it's special is the richness of the Gatsby ecosystem. Gatsby has not been around for too long, but already boasts great documentation, and a number of starters to help you get a site up quickly



Drupal + Gatsby

Modules

Drupal core modules and couple of contributed modules JSON API Extras provides some extra features.

▼ ウェブサービス		
<input type="checkbox"/>	HAL	▶ Hypertext Application Language を使用しているエンティティをシリアライズしたもの。
<input type="checkbox"/>	HTTP Basic Authentication	▶ Basic認証プロバイダーを提供します。
<input checked="" type="checkbox"/>	JSON API Defaults	▶ Builds on top of JSON API to deliver extra functionality.
<input checked="" type="checkbox"/>	JSON:API	▶ Exposes entities as a JSON:API-specification-compliant web API.
<input checked="" type="checkbox"/>	JSON:API Extras	▶ Builds on top of JSON:API to deliver extra functionality.
<input checked="" type="checkbox"/>	REST UI	▶ Provides a user interface to manage REST resources.
<input checked="" type="checkbox"/>	RESTful Web Services	▶ RESTful ウェブ API としてエンティティやその他のリソースを公開します。
<input checked="" type="checkbox"/>	Serialization	▶ データを JSON や XML のような形式にシリアライズしたり復元するサービスを提供します。

JSON Data

After enabling the modules the output which will be available.

```
JSON Raw Data Headers
Save Copy Collapse All Expand All Filter JSON
▼ jsonapi:
  version: "1.0"
  meta:
    links:
      self:
        href: "http://jsonapi.org/format/1.0/"
  data: []
▼ meta:
  links:
    me:
      meta:
        id: "648455b0-c5fc-478b-9478-501876ac214a"
      href: "https://gatsby.genero-cloud.com/jsonapi/user/user/648455b0-c5fc-478b-9478-501876ac214a"
▼ Links:
  action--action:
    href: "https://gatsby.genero-cloud.com/jsonapi/action/action"
  base_field_override--base_field_override:
    href: "https://gatsby.genero-cloud.com/jsonapi/base_field_override/base_field_override"
  block--block:
    href: "https://gatsby.genero-cloud.com/jsonapi/block/block"
  block_content--banner:
    href: "https://gatsby.genero-cloud.com/jsonapi/block_content/banner"
  block_content--basic:
    href: "https://gatsby.genero-cloud.com/jsonapi/block_content/basic"
  block_content--grid_image:
    href: "https://gatsby.genero-cloud.com/jsonapi/block_content/grid_image"
  block_content--message:
    href: "https://gatsby.genero-cloud.com/jsonapi/block_content/message"
  block_content--text_image:
    href: "https://gatsby.genero-cloud.com/jsonapi/block_content/text_image"
  block_content_type--block_content_type:
    href: "https://gatsby.genero-cloud.com/jsonapi/block_content_type/block_content_type"
  comment--comment:
    href: "https://gatsby.genero-cloud.com/jsonapi/comment/comment"
  comment_type--comment_type:
    href: "https://gatsby.genero-cloud.com/jsonapi/comment_type/comment_type"
  configurable_language--configurable_language:
    href: "https://gatsby.genero-cloud.com/jsonapi/configurable_language/configurable_language"
  contact_form--contact_form:
    href: "https://gatsby.genero-cloud.com/jsonapi/contact_form/contact_form"
  contact_message--feedback:
    href: "https://gatsby.genero-cloud.com/jsonapi/contact_message/feedback"
  contact_message--personal:
    href: "https://gatsby.genero-cloud.com/jsonapi/contact_message/personal"
  date_format--date_format:
```

Integrating

Requires a gatsby plugin to integrate with Drupal

```
gatsby-config.js
1  module.exports = {
2    siteMetadata: {
3      title: 'DEN',
4      description: 'DEN 2019.',
5      author: '@den',
6    },
7    plugins: [
8      'gatsby-plugin-react-helmet',
9      'gatsby-plugin-sass',
10     'gatsby-plugin-catch-links',
11     {
12       resolve: 'gatsby-source-filesystem',
13       options: {
14         name: 'images',
15         path: `${__dirname}/src/images`,
16       },
17     },
18     'gatsby-transformer-sharp',
19     'gatsby-plugin-sharp',
20     'gatsby-image',
21     {
22       resolve: 'gatsby-plugin-manifest',
23       options: {
24         name: 'gatsby-starter-default',
25         short_name: 'starter',
26         start_url: '/',
27         background_color: '#663399',
28         theme_color: '#663399',
29         display: 'minimal-ui',
30         icon: 'src/images/favicon.png', // This path is relative to the root of the site.
31       },
32     },
33     {
34       resolve: 'gatsby-source-drupal',
35       options: {
36         baseUrl: 'https://den-2019-drupal.com/',
37         apiBase: 'jsonapi'
38       }
39     },
40     // this (optional) plugin enables Progressive Web App + Offline functionality
41     // To learn more, visit: https://gatsby.dev/offline
42     // 'gatsby-plugin-offline',
43   ],
44 }
```

Gatsby CLI

- gatsby develop
- gatsby build

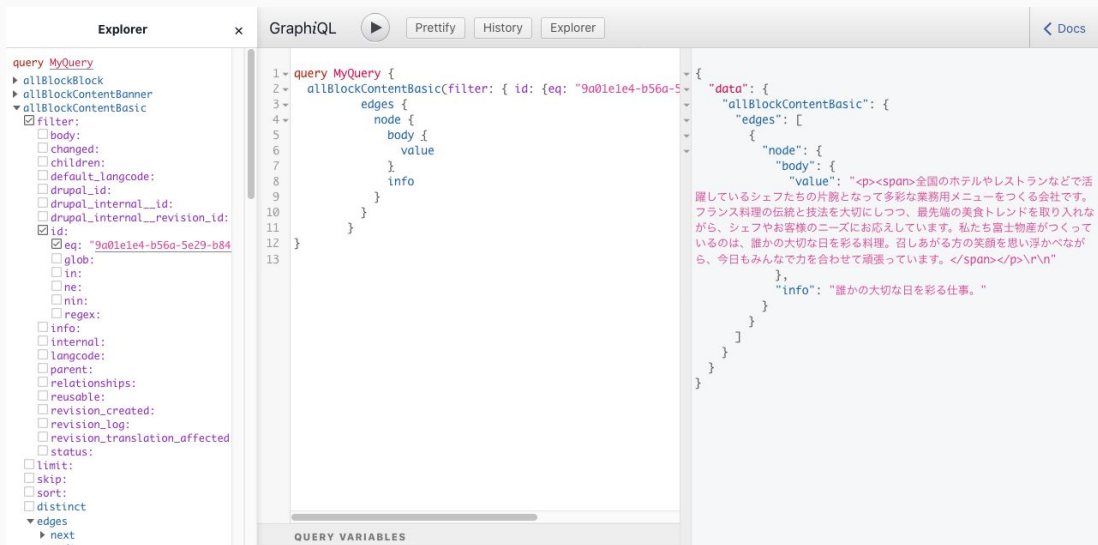
```
→ fujibussan-gatsby git:(FBR-10) gatsby develop
success open and validate gatsby-configs - 0.111 s
success load plugins - 6.040 s
success onPreInit - 0.032 s
success initialize cache - 0.044 s
success copy gatsby files - 0.460 s
success onPreBootstrap - 0.050 s
info Starting to fetch data from Drupal
success Fetch data from Drupal - 0.607 s
info Downloading remote files from Drupal
(node:1191) [DEP0066] DeprecationWarning: OutgoingMessage.prototype._headers is deprecated
success Remote file download - 0.301 s
success source and transform nodes - 1.249 s
success building schema - 2.089 s
success createPages - 0.041 s
success createPagesStatefully - 0.197 s
success onPreExtractQueries - 0.048 s
success update schema - 0.107 s
success extract queries from components - 1.460 s
success write out requires - 0.122 s
success write out redirect data - 0.042 s
success Build manifest and related icons - 0.405 s
success onPostBootstrap - 0.474 s

info bootstrap finished - 52.475 s

success run static queries - 0.562 s - 10/10 19.10 queries/second
success run page queries - 0.079 s - 6/6 225.81 queries/second
WARNING Compiled with 14 warnings
```

GraphQL

Use GraphQL to query drupal and data and use to build pages.



The screenshot displays a GraphQL IDE interface with three main panels:

- Explorer:** Shows a tree view of the query structure. The selected query is `MyQuery`, which includes a filter for `allBlockContentBasic` with an `id` constraint: `eq: "9a01e1e4-b56a-5e29-b84"`.
- GraphiQL:** Shows the query being executed:

```
query MyQuery {
  allBlockContentBasic(filter: { id: {eq: "9a01e1e4-b56a-5e29-b84"} }) {
    edges {
      node {
        body {
          value
        }
        info
      }
    }
  }
}
```
- Response:** Shows the JSON response structure:

```
{
  "data": {
    "allBlockContentBasic": {
      "edges": [
        {
          "node": {
            "body": {
              "value": "<p><span>全国のホテルやレストランなどで活躍しているシェフたちの片腕となって多彩な業務用メニューをつくる会社です。フランス料理の伝統と技法を大切にしつつ、最先端の美食トレンドを取り入れながら、シェフやお客様のニーズにお応えしています。私たち富士物産がつくっているのは、誰かの大切な日を彩る料理。召しあがる方の笑顔を思い浮かべながら、今日もみんなで力を合わせて頑張っています。</span></p>\r\n"
```

Automated Deployments

Using Build hook modules

サイトへ戻る 管理 ショートカット 検索 ds123Edsx Deployments

コンテンツ サイト構築 テーマ 機能拡張 環境設定 ユーザー レポート ヘルプ

URL *

Uri at which this environment is available for viewing.

Deployment strategy.

- Manually only:** deploys are triggered only by submitting the deployment form.
- On cron:** a deployment will be triggered for this environment at each cron run.
- When content is updated:** deploy this environment when one of the logged entities is added, modified or deleted.

You can choose here how the deployments should be triggered for this environment.

ウェイト *

Set the weight, lighter environments will be rendered first in the toolbar.

Build hook url *

Build hook url for this environment and branch.

API id *

Netlify API ID of this environment

Git branch *

Git branch that the build hook refers to.

Netlify

<input type="text" value="Search deploys"/>		Trigger deploy ▾
Production: dev@HEAD Published Deploy triggered by hook: Drupal build	Nov 25 at 1:30 PM Deployed in 1m 40s	>
Deploy Preview #54: dev@72110e7 Dev	Nov 21 at 7:30 PM Deployed in 47s	>
Production: dev@HEAD Deploy triggered by hook: Drupal build	Nov 21 at 7:29 PM Deployed in 54s	>
Production: dev@HEAD Deploy triggered by hook: Drupal build	Nov 21 at 6:03 PM Deployed in 52s	>
Production: dev@72110e7 Merge branch 'FBRS-13' into 'dev'	Nov 21 at 2:01 PM Deployed in 1m 15s	>
Deploy Preview #53: FBRS-13@94bade FBRS-13: Image issue for message part updated	Nov 21 at 1:57 PM Deployed in 56s	>
Deploy Preview #52: dev@5d923dd master deployment	Nov 21 at 12:57 PM Deployed in 58s	>

Together, Gatsby and Drupal form a powerful combination that makes an excellent case for decoupling your next project.

Conclusion



Questions ?

D.O Profile: [das.gautam27](#)

Twitter: [@das_gautam27](#)